

Welcome to FME SERVER



LOCUS

Manage your data with Locus
and Safe Software's FME®



NEW ZEALAND

0800 562 8769
hello@locus.co.nz

AUSTRALIA

+61 436 298 406
hello@locusglobal.com.au

AUTOMATE THE FLOW OF DATA BETWEEN APPLICATIONS

FME Server is an enhancement to, and works hand-in-hand with FME Desktop

FME Server lets your organisation address diverse spatial, and non-spatial, data requirements using a single enterprise solution. Design the workflow you want to automate in FME Desktop's drag-and-drop interface and then publish it to FME Server at the push of a button.

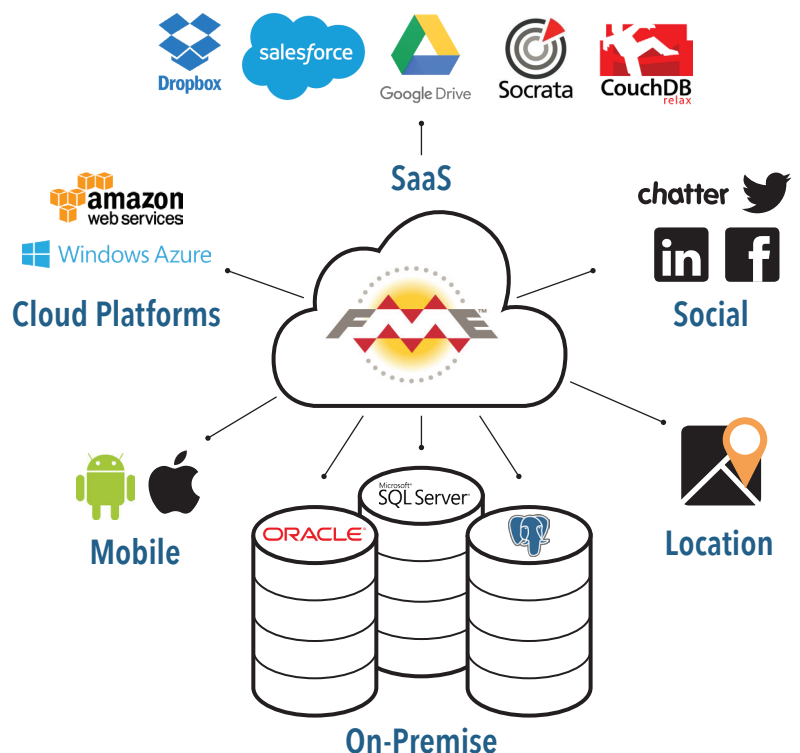
Expanding on the local processing tools of FME Desktop, FME Server can meet the needs of small to medium sized businesses with as much ease as it handles large volumes of data at the enterprise level.

Providing a Service-Oriented Architecture (SOA), FME Server brings all the proficiency of the FME platform to a server environment, creating a full Extract, Transform, and Load (ETL) capability.

Power the flow of data from simple cloud services to complex legacy systems. FME Server includes a REST API and supports common protocols such as email, SMS, WebSockets, JMS, and more. This all in addition to native support for hundreds of file formats and applications.

The capabilities of FME are presented through a number of interfaces, including the Notification Service, web-based services such as the Data Download service, and application interfaces, including the Web User Interface, FME Server Console and FME Workbench. Additionally, programmatic interfaces provide an extra layer of customization.

Through these interfaces, organisations can apply the power of FME at the organisation or web level.



FME Server has three core capabilities: Self-Serve, Real-Time, and Automation

SELF SERVE:

Remove the requirement for manual data distribution tasks by selecting and downloading the data you require, in your preferred format and structure or upload data for processing.

REAL-TIME:

React to real-time events by carrying out immediate updates, and deliver instant notifications. Receive the most up-to-date information for business decision making.

AUTOMATION:

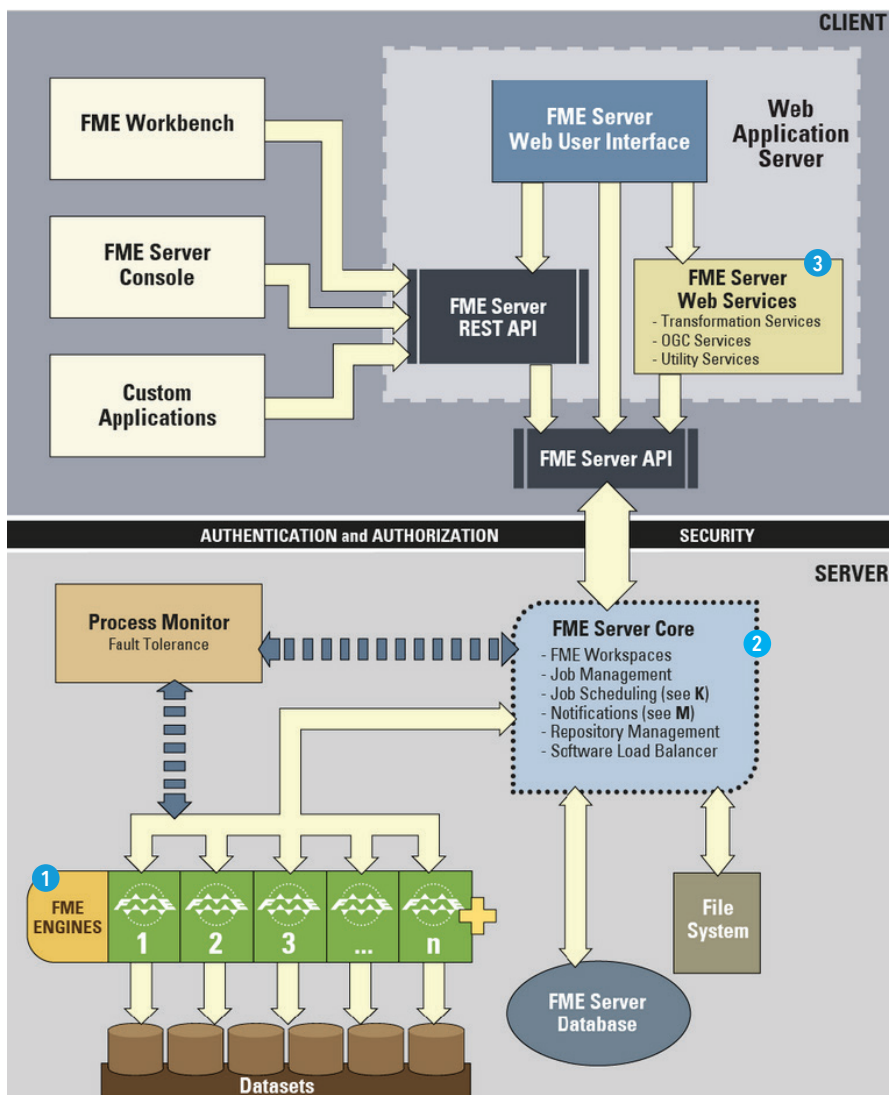
Carry out data processing at a specific schedule, and spontaneously move data through different systems and web services (including mobile platforms and devices).

Save time (and money)

by harnessing the power of automated workflows.

FME SERVER ARCHITECTURE

FME Server consists of a number of different components.
The architecture of FME Server is a client-server model that looks something like this:



- 1 FME Engines:** To carry out data transformation processing.
 - 2 Server Core:** To queue jobs, handle scheduling, and manage load balancing.
 - 3 Web Services:** To handle networking capabilities.
- Web Services**
Software whose interface provides communication between server and clients. FME Server has a number of services: Data Download, Data Streaming, Job Submitter, KML Network, Link Notification, Data Upload, Token Security, REST.
- Server Core**
Manages scheduling, repository contents (workspaces, custom formats, custom transformers, data), and handles notification requests.
- FME Engines**
Process job requests by running FME Workspaces. This is the same core engine, carrying out the same processing, that is used by FME Desktop. An FME Server installation can possess multiple engines.

FME Server can be deployed in a variety of ways:

LOCAL INFRASTRUCTURE (PHYSICAL HARDWARE):

A traditional configuration where you purchase FME Server and install it on your own hardware systems.

INFRASTRUCTURE AS A SERVICE (VIRTUAL HARDWARE):

This is where you purchase FME Server and install it on virtual hardware that is provided as a service by a company such as Amazon.

PLATFORM AS A SERVICE (FME CLOUD):

FME Server is delivered pre-installed on an Amazon virtual computer, with the whole platform provided by Locus in association with Safe Software on a pay-as-you-go basis.

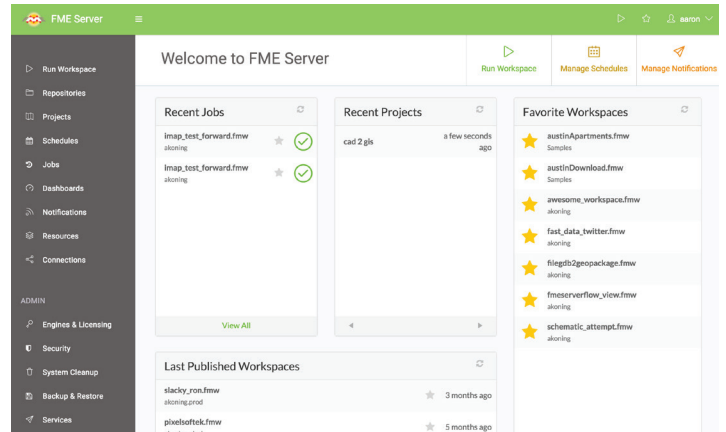
Stay connected by moving data via web, email and mobile.

FME Server has a model-driven architecture;

its processes are expressed as a model. In FME, these models are better known as **workspaces**.

Workspaces are created (or authored) using FME Workbench, an application within FME Desktop. FME Workbench is a client of FME Server, and therefore they form a client-server pair while sharing the same core engine and process data the same way.

From Workbench, you communicate directly with FME Server by publishing and downloading workspaces. This allows you to manage and share workspaces, data and published parameters, and create services from FME's powerful data translation and transformation tools.



- ✓ **Schedules.** Set your workspace to run every second, week, or overnight - whatever you decide. Let FME Server handle it so you don't have to wake up at 5:00 am just to push a button.
- ✓ **Notifications.** Send alerts for when you need to be notified. Perhaps your data failed validation, an object has entered a geo-fence, or new information became available. FME can notify you by SMS, email, or various web protocols.




- ✓ **Event driven actions.** Automatically process your data in response to events. Set FME Server to watch a directory, email address, or web service and take action upon its receipt enabling near real-time workflows.
- ✓ **Data Upload and Download.** Let people help themselves. Create self-serve processes to automate repetitive tasks. For example, you might create a form for contractors to upload proposals or an open data portal where the public can browse and download data.

TOP 5 WAYS

LOCUS & FME can help your company

- 1 Improve productivity by ensuring data is always up-to-date and immediately available
- 2 Overcome incompatible system issues by moving data between 400+ formats and applications (and preserve the quality!)
- 3 Save time (and money) by harnessing the power of automated workflows; your data, scheduled tasks, no manual processing
- 4 Get serious about spatial. Easily overcome the complexity of location data
- 5 No expert skills required. Anybody can learn FME and with the support of Locus, you'll be up and running in no time!

FME SERVER ROLES:

-  **AUTHOR:** Creates translations (workspaces) using FME Desktop and publishes them to FME Server for use by end-users.
-  **USER:** Anybody who has a requirement to access data using an FME Server service.
-  **DEVELOPER:** FME Server can be used as the back-end to power other software applications. A developer (in FME Server terms) is someone who creates applications that submit jobs to FME Server and then handle the results.
-  **ADMINISTRATOR:** Responsible for installing and maintaining FME Server (and its related services).

TOP FEATURE

The **FME Server Data Streaming Service** accepts and carries out transformation requests as specified by a workspace, returning the results as a **data stream**, instead of providing a link to it.



FME FAQs

Do I need FME Desktop?

Yes, in order to run FME Server, you need FME Desktop. Users create workspaces in FME Desktop's authoring environment. They can be run in FME Desktop, or for enhanced automation can be published to FME Server, which you host on-premises on your own server.

Why choose FME Server?

FME Server provides enterprise automation for your desktop workflows and allows users to easily share data. It is scalable, and grows as demands on the system increase. It also processes data using predefined workflows identified in FME Desktop making it simple to convert a desktop process to one usable by a client anywhere. Engines are the power behind FME Server and process jobs one-at-a-time. If multiple jobs exist, they either queue up behind the single engine or get distributed across multiple engines for simultaneous processing power.

FME together with the support of Locus has improved our business productivity and capability greatly. We have been able to automate some of our large reporting jobs which used to take days and now only take a matter of minutes. We have a far deeper understanding of our data and can use those insights in ways that were just not possible prior to FME.

– David Stevens, Alpine Energy

What is the FME pricing model and how do I buy?

FME software is supported on Windows 64-bit, Windows 32-bit, macOS and Linux 64-bit and is available through a number of different licensing editions and models to meet your individual or organisational needs. FME Desktop and FME Server prices are published on our website at - <https://locus.co.nz/pricing-table/>. You can buy online or by contacting us at hello@locus.co.nz

Do you have a free trial available for FME?

Yes, you can download a free trial of FME Desktop and FME Server from the Locus website - <https://locus.co.nz/try-fme-for-free>. Get started with FME Desktop and integrate your data without the need for any coding. Once you're up and running with FME Desktop's 30 day free trial extend your FME capabilities with FME Server. Install FME Server on your own server by choosing an on-premises deployment (FME Server), or deploy it in the cloud with FME Cloud (and take advantage of a \$250 free credit)

Manage your data with Locus and Safe Software's FME


Locus is a team of business practitioners and FME technical experts ready to help you maximise the value of your business through better data management. As a Safe Software Partner and Value Added Reseller, we hold the unique position of being engaged solely in the sale, support and servicing of FME products; this is our competitive advantage.

Our Leadership Team



John Arnerich

Group Director
john.arnerich@locus.co.nz



Ruby Donaldson

Business Development Director, Australia and New Zealand
ruby.donaldson@locusglobal.com.au



Michael Oberdries

FME Desktop Certified Professional
michael.oberdries@locus.co.nz



Gary Nicholson

FME Desktop Certified Professional and FME Server Certified Professional
gary.nicholson@locus.co.nz



Kim Ollivier

FME Desktop Certified Professional and FME Certified Trainer
kim.ollivier@locus.co.nz



Angie Worsley

Digital Marketing Practitioner
angela.worsley@locus.co.nz

"We believe that the FME suite of products is all that you need to integrate, transform and automate your businesses data and we have the expertise to show you how."

– John Arnerich, Group Director, Locus



FME is a registered trademark of Safe Software

NEW ZEALAND

0800 562 8769 / hello@locus.co.nz
PO Box 41340, St Lukes, Auckland 1346

AUSTRALIA

+61 436 298 406 / hello@locusglobal.com.au
GPO Box 344, Sydney, NSW 2000